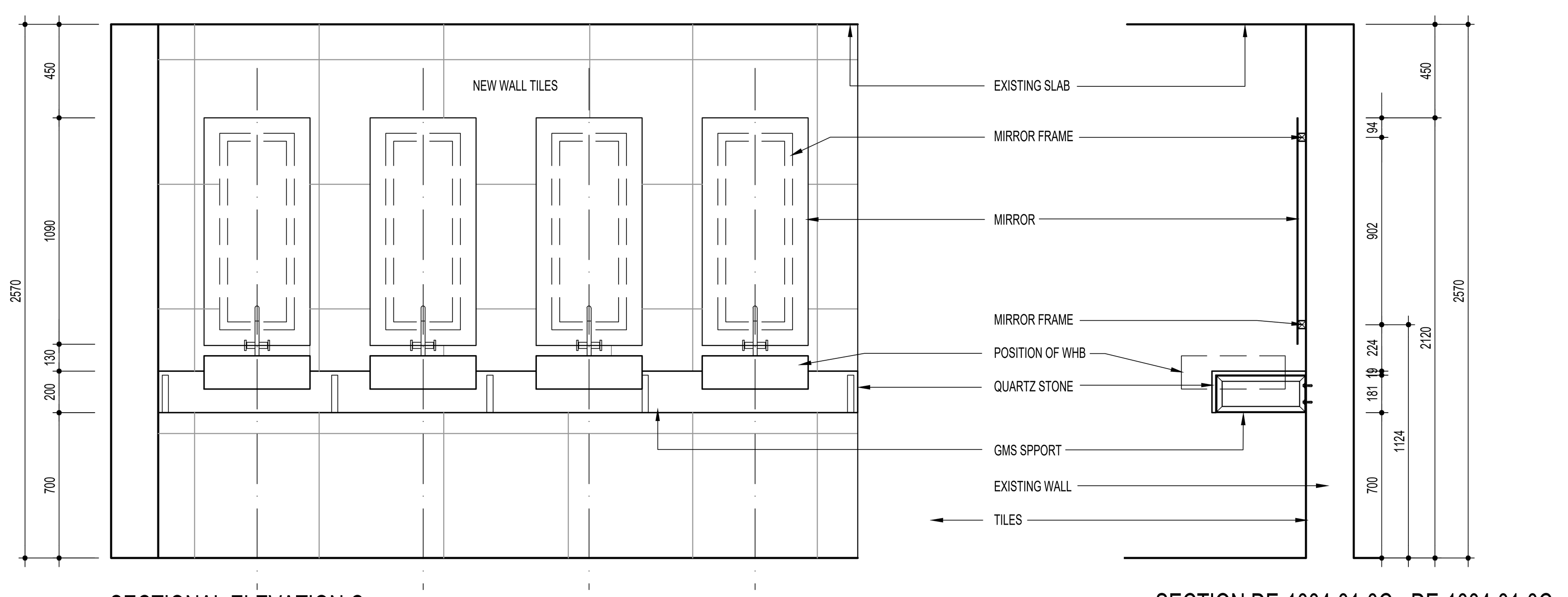

SECTIONAL ELEVATION C
SCALE 1 : 20

SECTION DE-1004-01-0C - DE-1004-01-0C
SCALE 1 : 20

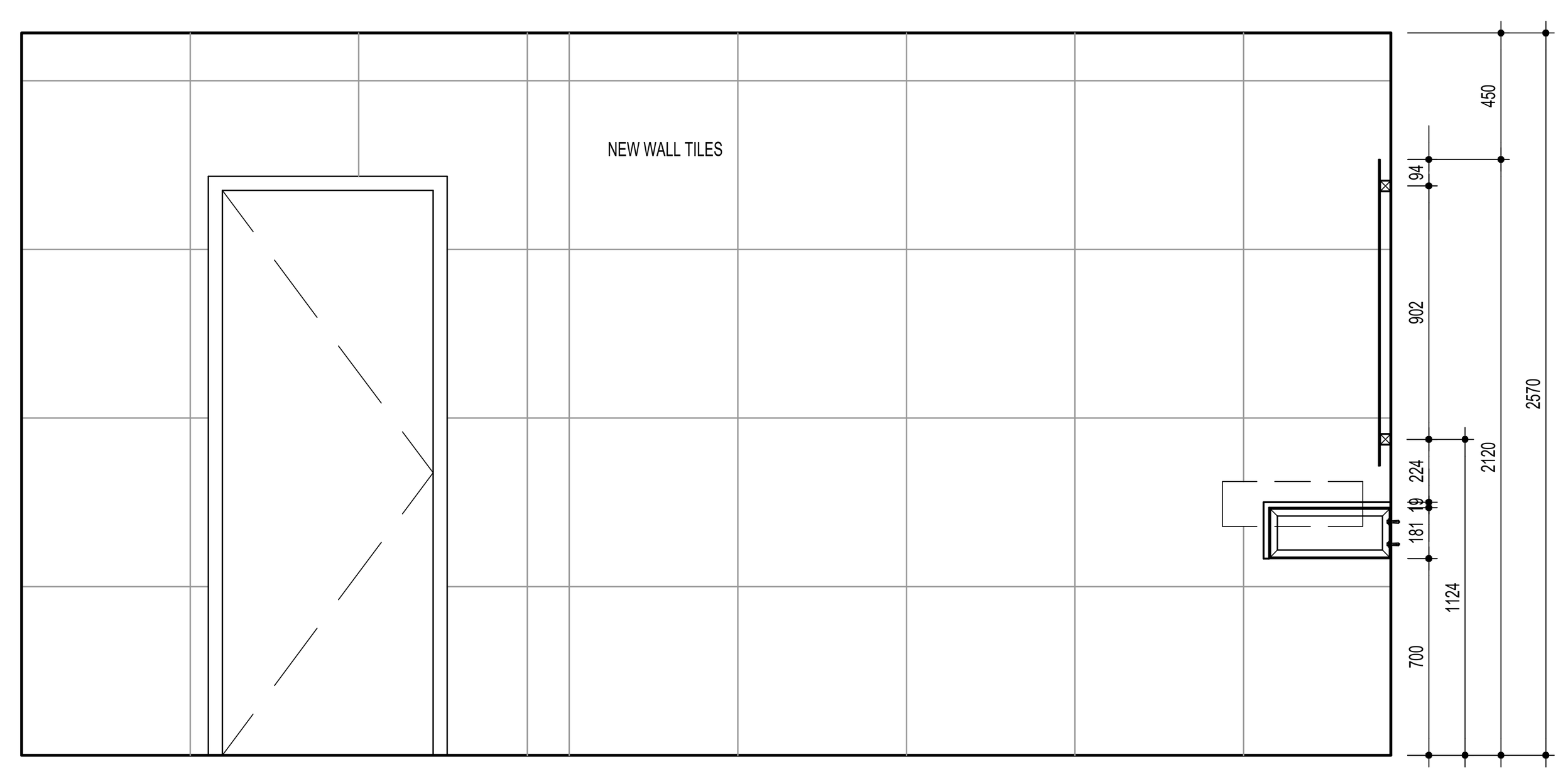

SECTIONAL ELEVATION B
SCALE 1 : 20

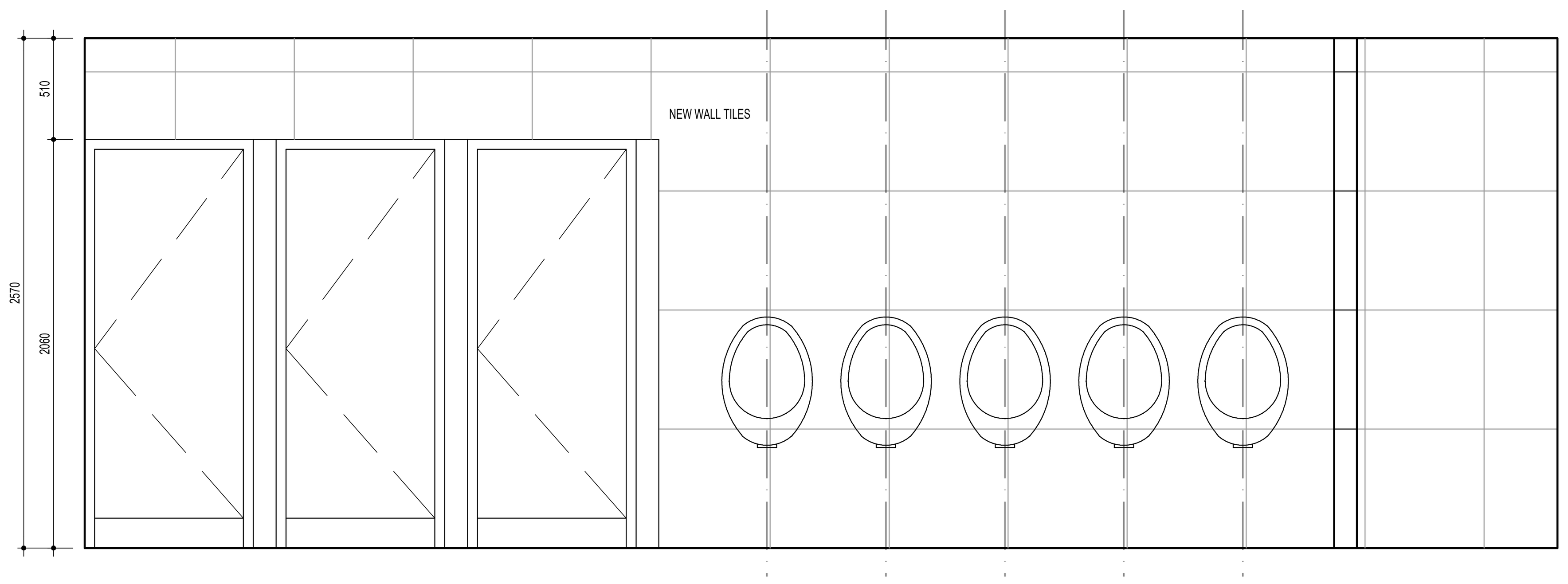

SECTIONAL ELEVATION A
SCALE 1 : 20

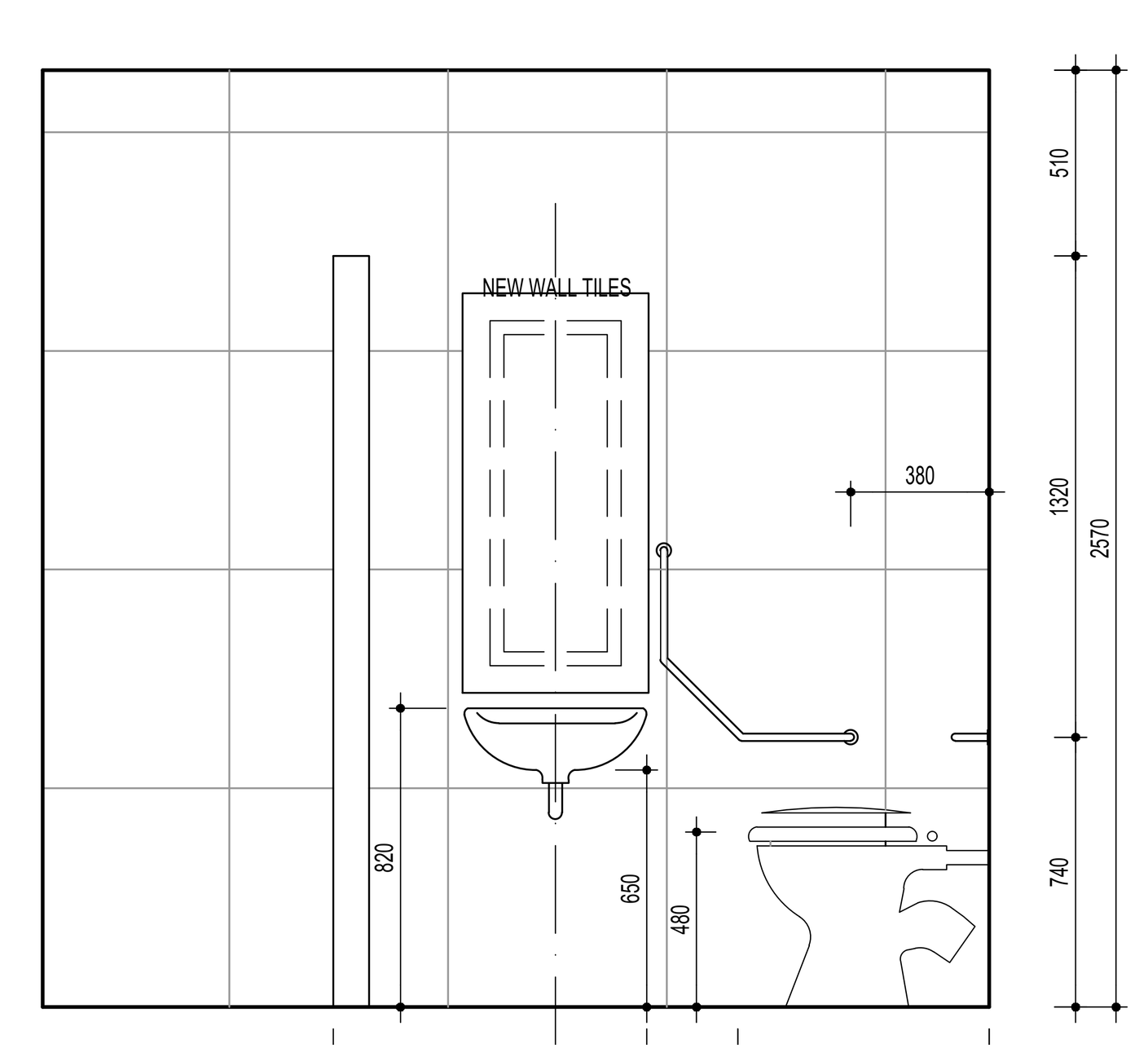

SECTIONAL ELEVATION D
SCALE 1 : 20

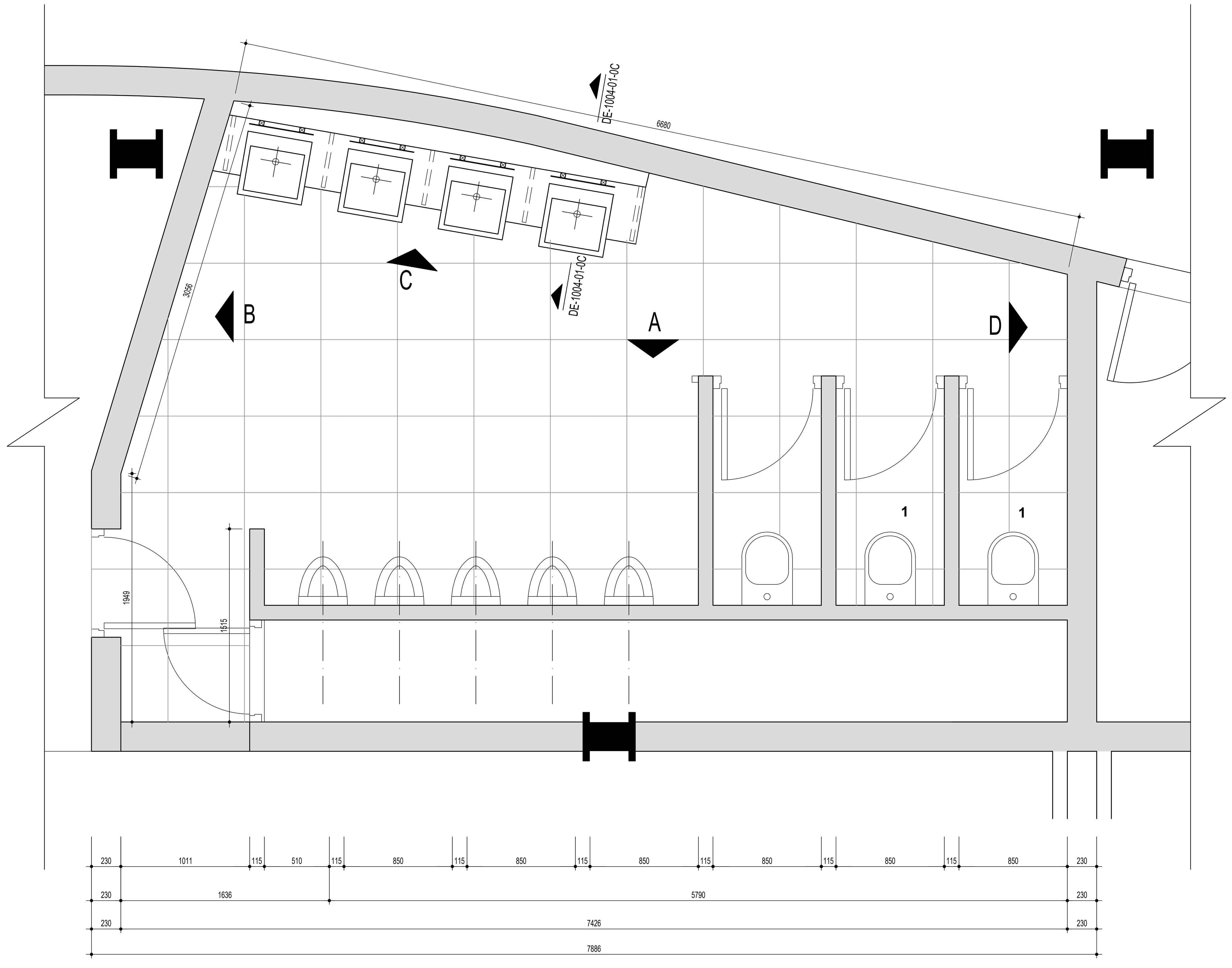

PLAN
SCALE 1 : 20

GENERAL NOTES

FLOORS:
FULL BODY PORCELAIN TILE WITH A PEI RATING OF 5. MATT GLAZED PORCELAIN TILE 600 X 600MM. ALLOW A PRIME COST OF R600.00 PER SQUARE FOR SUPPLY ONLY.
PROVIDE TILE EXPANSION STRIP AT EVERY 3M VERTICAL AND 3M HORIZONTAL AS PER ALUMINIUM MOVEMENT JOINTS. INSTALL MARINE-GRADE STAINLESS STEEL TRANSITION STRIPS BETWEEN CHANGES IN FLOOR FINISHES. SAMPLES TO BE PROVIDED FOR APPROVAL BY ARCHITECT PRIOR TO INSTALLATION, INSTALLED AS PER MANUFACTURERS INSTRUCTION.
SKIRTINGS TO BE TILE CUT INTO 100MM WIDE STRIPS WITH GROUT COLOUR : DOVE GREY. TILES TO BE INSTALLED WITH PORCELAIN GR1 ADHESIVE.

WALLS:
600 X 1200MM POLISHED FULL BODIED PORCELAIN TILE,INSTALLED FROM CENTRE, INSTALLED AS PER MANUFACTURES SPECIFICATION. SAMPLE TO BE PROVIDED FOR APPROVAL BY ARCHITECT PRIOR TO INSTALLATION ALLOW R650/SQM EXCL. GROUT AND INSTALLATION. GROUT COLOUR : DOVE GREY. TILES TO BE INSTALLED ADHESIVE.

PARTITIONS:
DESIGN, SUPPLY AND INSTALL TOILET PARTITION SYSTEM COMPRISING OF 12MM THICK COMPACT HPL PANELS, SUPPORTED BY
OVERHEAD BRACING, PLUGGED AND SCREWED TO FLOOR AND FIXED INTO POSITION BY MEANS OF GRADE 304
STAINLESS STEEL WALL FIXING BRACKETS PLUGGED AND SCREWED TO WALLS. PARTITION DOORS TO INCLUDE STANDARD IRONMONGERY COMPRISING OF INDICATOR BOLTS, HAT AND COAT HOOKS, DOOR STOPS AND BUFFERS.

CEILINGS:
EXTG PAINTED SURFACES TO BE PREPARED AND PAINTED WITH MIN 2 FINISHING COATS OF WHITE ON WELL PREPARED SUBSTRATE, TO BE FREE OF ALL DEFECTS. GYSUM & PLASTER PRIMER TO BE APPLIED TO SUBSTRATE. APPLICATION TO BE DONE IN STRICT ACCORDANCE WITH MANUFACTURERS INSTRUCTION.

INTERIOR WALLS
EXTG PAINTED SURFACES TO BE PREPARED AND PAINTED WITH MIN 2 FINISHING COATS OF WHITE LOW SHEEN PAINT ON WELL PREPARED SUBSTRATE, TO BE FREE OF ALL DEFECTS. GYSUM & PLASTER PRIMER TO BE APPLIED TO SUBSTRATE. APPLICATION TO BE DONE IN STRICT ACCORDANCE WITH MANUFACTURERS INSTRUCTION.

DOOR FRAMES/ DOORS/ SKIRTING BOARDS, STRUCTURES
EXTG PAINTED SURFACES TO BE PREPARED AND PAINTED WITH MIN 2 FINISHING COATS OF WHITE PLUS WATER BASED PAINT ON WELL PREPARED SUBSTRATE, TO BE FREE OF ALL DEFECTS. WOOD PRIMER TO BE APPLIED TO SUBSTRATE. APPLICATION TO BE DONE IN STRICT ACCORDANCE WITH MANUFACTURERS INSTRUCTION.

STRUCTURES, BALUSTRADES, COLUMNS
EXTG PAINTED SURFACES TO BE PREPARED AND PAINTED WITH MIN 2 FINISHING COATS OF WATER BASED PAINT ON WELL PREPARED SUBSTRATE, TO BE FREE OF ALL DEFECTS. SPOT PRIMER & PROFESSIONAL ALL PURPOSE UNDERCOAT TO BE APPLIED TO SUBSTRATE . APPLICATION TO BE DONE IN STRICT ACCORDANCE WITH MANUFACTURERS INSTRUCTION.

GMS SUPPORTS:
30x30 GMS ANGLES WELDED TO FORM WALL BRACKET. FIX TO WALL USING 2 OFF M14 ANCHOR BOLTS. PREPARE PRIME AND PAINT.

QUARTZ STONE:
20mm SNOW WHITE. ALL EXPOSED EDGES TO BE POLISHED. FIX TO TOP OF GMS BRACKETS.

FEMALE TOILET

SANITARY SCHEDULE	Description	QUANTITY
WHB (paraplegic ablution)	709300WH Basin Basin Wall Hung 495x430x190mm by Cobra or equivalent & approved. 302-32/N Waste - Basin by Cobra or equivalent & approved. G-28920000 Trap 1 ¼ by Grohe or equuivalent & approved. 232-10/NV Angle Valve, with durable ABS handle, DZR body, flow regulating spindle type headpart G½ BSP connections. 505-21B/HP Pillartap heavy pattern blue 15mm CP tap by Cobra or equivalent & approved. To be installed as per manufacturers instruction with all necessary fixtures and fittings.	0
W/C (paraplegic ablution)	G-38729000 Element for WC with flushing cistern 80 mm by Grohe or equivalent & approved. G-42242000 Outlet Adaptor by Grohe or equivalent & approved. G-37059000 Pneumatic actuation by Grohe or equivalent & approved. 439810WH Toilet Pan Wall Hung by Cobra or equivalent & approved. C-WHSEAT/SH Toilet Seat by Cobra or equivalent& approved. To be installed as per manufacturers instruction with all necessary fixtures and fittings.	0
WHB	705700WH Basin Semi Recessed 540X450 by Vaal or equivalent & approved. 302-32/N Waste - Basin by Cobra or equivalent & approved. G-28920000 Trap 1 ¼ by Grohe or equivalent & approved. 232-10/NV Angle Valve, with durable ABS handle, DZR body, flow regulating spindle type headpart G½ BSP connections. G-36265000 Self-closing pillar tap ½ by Grohe or equivalent & approved. To be installed as per manufacturers instruction with all necessary fixtures and fittings.	4
MISCELLANEOUS	Tempesta-F trigger spray or equivalent & approved 30 G-26353000 hand shower with trigger control (27 512) wall shower holder (28 605) Silverflex longlife shower hose or equivalent & approved 1500 mm (26 346) Grohe long-life chrome finish speedclean anti-lime system inner waterguide or equivalent & approved. All installed to manufacturer`s instructions. Exact positioning to be confirmed before installation.	2
	6 mm Silvered float glass copper backed mirrors with polished and sealed bevelled edges: Mirror size 510 x 1076 mm high above basin mounted flush tiles per architect details. mirror to be fixed with dome capped mirror screws. Mirror frame: 38x38 Par marine treated h/w, prepared, primed and painted matt black. fix to wall using suitable hilti counter sunk anchor screws.	4
	GRABRAIL DGR-SS-150 Stainless Steel dormakaba 800x206mm Cistern Back Rail or equivalent & approved.	0
	GRABRAIL DGR-SS-152 Stainless Steel dormakaba 300x300x300mm Side Grab Rail or equivalent & approved.	0
	Supply and install HepVo or equivalent & approved Waterless Waste Valve complying with ATS 5200.047-2005. Acceptable forms of product certification are a WaterMark Certificate of Conformity (a registered certification trademark of Standards Australia Limited) or a BSI Kitemark License.", including all necessary components for a complete, watertight connection. The product must be sourced from an approved manufacturer, and a sample must be submitted for approval before procurement. Verify all on-site dimensions and confirm compatibility with the existing urinal and plumbing. Install the bottle trap strictly according to the manufacturer's instructions and conduct a water test upon completion to ensure a leak-proof seal. The final installation should be clean and professional, with no visible sealant or damage to surrounding finishes. Provide sample for approval prior to installation.	5

NOTES

1. Do not scale drawing - only dimensions shown to be used.
2. The contractor shall verify all conditions, dimensions and levels on the site and notify the NEC supervisor of any variations before construction.
3. All levels are in meters to mean sea level.
4. Where brand or trade names are referenced in the drawing(s), equivalent and approved products shall be considered by the project team. The product manuals, information sheets or data sheets shall be submitted for review and approval prior to construction, installation and/ or manufacture.

REFERENCE DRAWINGS

DRAWING NO.	REFERENCE
XDN.E.037-1-100-A-GA-1002-01-0A	PROPOSED LAYOUT

FOR TENDER

NO.	DESCRIPTION	BY	CHKD	APPD	DATE
0A	ISSUED FOR TENDER				

REVISIONS

This Document including all design and information therein is Confidential Intellectual Property of Transnet. Copyright and all other rights are reserved by Transnet. This Document may only be used for its intended purpose.

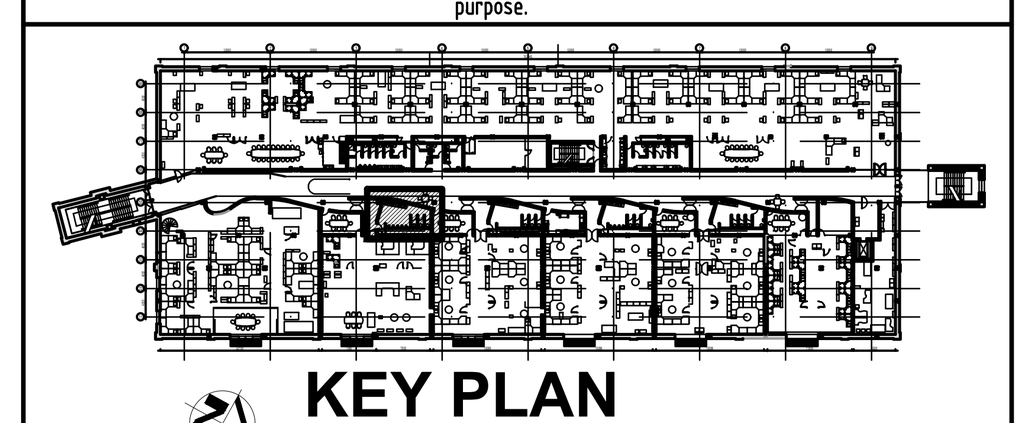

KEY PLAN
1:1250

CONTRACTOR / CONSULTANT

TITLE	NAME	SIGN	DATE
DRAWN	.		. . .
CHECKED	.		
DESIGNED	.		. . .
CHECKED	.		

PR.ENG. / PR.TECH./PR. ARCH

NAME		DATE
SIGNATURE		. . .
REG. NUMBER		
TITLE		

TRANSNET NATIONAL PORTS AUTHORITY

TITLE	NAME	SIGN	DATE
DRAWN	ZZ		
CHECKED	AN		
DESIGNED			
CHECKED			

PR.ENG. / PR.TECH./PR. ARCH

NAME	MR. N. NAGAN	DATE
SIGNATURE		
REG. NUMBER		
SCALE		

Transnet National Ports Authority
TRANSNET SOC Ltd : REG No. 1990/000900/30
(237 MAHATMA GANDHI RD, POINT, 4001)
(DURBAN) TEL: 031 361 1791

PROJECT / AREA / ASSET / SUBJECT/DRAWING TITLE

PORT OF DURBAN

REFURBISHMENT TO QUEENS WAREHOUSE, FIRST STOREY MALE ABLUTION 04 DETAILS

PAPER SIZE	TRANSNET DRW. NO.	REV.
A0	XDN.E.0037-1-100-A-DE-1004-01	0A
	PROJECT DRG. NO.	REV.